

Door Closer Finishes

TS73V / TS73V BCDC / TS83

A range of finishes to suit your design



Door Hardware

When specifying dormakaba Door Closers you can choose between a number of different "finish" and cover options

Available in three different formats:

Standard format with threaded arm (Silver or Gold only)


225mm x 60mm x 40mm (TS73V EN2-4) or 245mm x 60mm x 46mm (TS83 BC EN2-5, TS83 BC EN3-6, TS83BCDC EN2-5, TS83BCDC EN3-6)

Full Square metal cover


300 x 69.5 x 55mm with flat form arm

Full Softline metal cover


312 x 69.5 x 55mm with flat form arm




Standard format
Silver / Gold
Threaded Arm




Full Softline metal cover
Silver




Full Square metal cover
Silver
Flat Form Arm




Full Softline metal cover
Satin Stainless Steel



Full Square metal cover
Satin Stainless Steel



Full Softline metal cover
Polished Brass



Full Square metal cover
Polished Brass



Full Softline metal cover
Polished Chrome



Full Square metal cover
Polished Chrome



Full Softline metal cover
Colour Coated

Coffee Brown, Pure White, Buttercup Yellow, Ruby Red, Burgundy, Ultra Marine Blue, Steel Blue, Forest Green, Meadow Green, Jet Black, Anthracite Grey, Stone Grey, Light Grey, Other colours available on request

General Features

- Successfully independently tested and CE Marked to BS EN1154
- Adjustable power and high efficiency mechanisms resulting in low opening forces to assist compliance with Approved Document M (ADM) in England and Wales /Section 3 in Scotland / Part R in Northern Ireland and BS8300 without compromising fire safety
- Adjustable 'Thinking' Backcheck
- Adjustable sweep speed
- Adjustable latching speed
- CERTIFIRE approved for fire doors

TS73V Features

- EN2-4 Adjustable Closing Force
- Maximum Door width 1100mm
- This closer, when fitted at size EN3 (minimum for fire doors) will produce an opening force of less than 30N when fitted to doors 792mm wide or above

TS73V BCDC Features

As above plus:

- EN1-4 Adjustable Closing Force, adjustable
- Adjustable delayed action

TS83 BC Features

- EN2-5 Adjustable Closing Force
- Maximum Door width 1250mm
- This closer, when fitted at size EN3 (minimum for fire doors) will produce an opening force of less than 30N when fitted to doors 833mm wide or above
- Closer also available in EN3-6 version to suit doors up to 1400 wide

TS83 BCDC Features

As above plus:

- Adjustable delayed action



CF117